

## MACRO-TECH<sup>®</sup> REFERENCE MANUAL



**Models:**  
Macro-Tech 600, 1200 & 2400  
Macro-Tech 601, 1201 & 2401  
Some models may be exported under the name *Ancroff*.

©2003 by Crown Audio, Inc., P.O. Box 1000, Elkhart, IN 46515-1000 U.S.A. Telephone: 574-294-8000  
Fax: 574-294-8200. Trademark Notice: Groundplane, PIP and Grounded Bridge are trademarks and  
Ancroff, Crown, Macro-Tech, IOC, ODEP, IQ System, and P.I.P. are registered trademarks of Crown  
International, Inc. Other trademarks are the property of their respective owners.



Approved for  
THX Theatre  
Systems

A Harman International Company

130252-1A  
3/03

**File Name:** Crown macro reference manual.pdf  
**Size:** 4533 KB  
**Type:** PDF, ePub, eBook  
**Category:** Book  
**Uploaded:** 14 May 2019, 16:22 PM  
**Rating:** 4.6/5 from 640 votes.

## Download Now!

Please check the box below to proceed.



I'm not a robot



reCAPTCHA  
Privacy - Terms

## Book Descriptions:

# Crown macro reference manual

## MACRO-TECH<sup>®</sup> REFERENCE MANUAL



### Models:

Macro-Tech 600, 1200 & 2400

Macro-Tech 601, 1201 & 2401

Some models may be exported under the name *Amcra*<sup>®</sup>.

©2003 by Crown Audio, Inc., P.O. Box 1000, Elkhart, IN 46515-1000 U.S.A. Telephone: 574-294-8000. Fax: 574-294-8329. Trademark Notice: SmartAmp, PIP and Grounded Bridge are trademarks and Amcron, Crown, Macro-Tech, IOC, ODEP, IQ System, and P.I.P. are registered trademarks of Crown International, Inc. Other trademarks are the property of their respective owners.



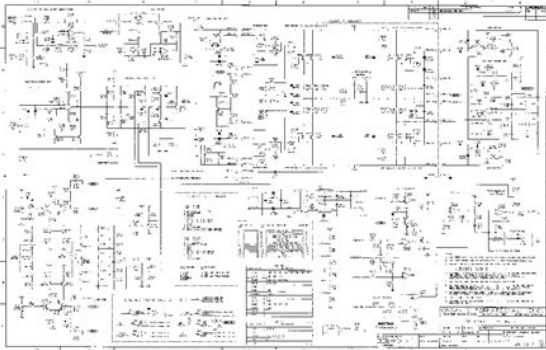
Approved for  
THX Theatre  
Systems

A Harman International Company

130252-1A  
3/03

Please do not offer the downloaded file for sell only use it for personal usage. Looking for other manual For this no need registration. May be help you to repair. You could suffer a fatal electrical shock. Instead, contact your nearest service center. Note! To open downloaded files you need acrobat reader or similar pdf reader program. In addition, Also some files are djvu so you need djvu viewer to open them. These free programs can be found on this page needed progs If you use opera you have to disable opera turbo function to download file. If you cannot download this file, try it with CHROME or FIREFOX browser. Translate this page Relevant AUDIO forum topics CROWN 460 CSL Vegfok munkapont beallitasahoz segitseg keres. Udv. Mindenkinek! Azt szeretnem megtudni,hogy ennek a vegfoknak,hogyan lehet beallitani a munkapontjat.Mivel TV szereles a fo profilom ebben nem vagyok jartas.. Amit idaig tudtam a vegfokokrol az a nyugalmi aram beallitasa illetve a koepponti feszultseg beallitasa es nem utolso sorban a tranyok betara valogatasa. Ennel a vegfoknal a rajzon csak annyi van feltuntetve,hogy LOW SIDE BIAS es HIGH SIDE BIAS beallito potik.Jo lenne megtuni,hogy mit takarnak ezek a felirasok,illetve a beallitasi meropontokat.A fenti ketkazettas radiomagnot javitom.Az a hibaja, hogy a kazettat min.Mi lehet a kinja neki. A motorra 4 derot megy. Sziasztok! Nevezett keszulek halozati trafoja zarlatos lett. Gondoltam helyettesitem.Mivel kulso tap csatlakozasi lehetoseg is van benne, rakotottem a megjelolt 13vot. Igy tobbekevesbe rengeteg kontakthiba mukodott. Ahogy forgattam, elhallgatott es nem talalom okat. Vegfok dolgozik, de ugy tunik semmi mas. Sajnos a feszultseg utjat nem sikerult kideritenem. Jo lenne tudni, eredeti trafoja milyen feszultsegeket adott le, hatha abbol az iránybol tovabb jutok.Van egy raadasul sajat vegfokom. Bekapcsolaskor kiul pozitiv dupla tapfeszre mivel H osztalyu utana beall 0V a kimenet, de ez ido alatt a vedelem megfogja es megall.<https://deconsystems.com/userfiles/hopkins-verbal-learning-test-revised-professional-manual.xml>

- **crown macro reference manual, crown macro reference manual, crown macro reference manual pdf, crown macro reference manual download, crown macro reference manual free, crown macro reference manual online.**



Az összes FET IRF illetve tranzisztor MJ jo benne. Ha kiveszem a kapcsolo FETeket akkor is megcsinalja ugyan ezt !. Valakinek valami tipp A rajz itt is fent van.Mihi Similar manuals You can write in English language into the forum not only in Hungarian. The stuff is made in Elkhart, Indiana.Call tollfree, 800 5356289.Inside, the Crown Macro Reference appears to be very well, but not extravagantly, constructed. Theres no doubt that youre getting your money, parts and constructionwise.Ill let someone else take you through all that. What I especially like is the dust filter. Yup, the washable dust filter thats built into the plastic faceplate. Just unscrew the faceplate and wash the dust filter in a little warm detergent. The dust filter is necessary because theres a fan inside the amp. A very quiet fan, I might add, which only goes on when necessary.Howard very kindly arranged for Crown to send me a unit.The Crown sounds clear, quick, clean like the Meridian 605s.and very powerful unlike the Meridian 605s.This amp is clear, clean, quick.I agree with Lars that the Crown lacks the heft of the Krells, but perhaps the comparison is unfair. Too bad I didnt have a pair of Crowns in bridged mono mode—now that might have given the Krell 300s more of a run for a lot less money.You can leave it on for long periods of time without turning your listening room into a sauna Scandinavian Lars seems not to mind that or running up your electric bill to absurd levels.But this is a damned good amp. I still prefer tubes, but thats my personal preference. I do note that at least one of the New Jersey audiophiles is using the Crown Macro Reference with a tubed preamp—the CAT. My own auditioning of the Crown with another tubed preamp, the excellent new Audible Illusions Modulus 3, indicates that a tubed preamp may be a good way to go with the Crown. It can give you some of the liquid quality that is otherwise missing. The Crown itself, like many solidstate amps, seems a little dry.<http://goforthegreengolfpools.com/userfiles/hoppecke-battery-charger-manuals.xml>

# MACRO-TECH<sup>®</sup>

## REFERENCE MANUAL



**Models:**  
**Macro-Tech 600, 1200 & 2400**  
**Macro-Tech 601, 1201 & 2401**

Some models may be exported under the name *Ancora*<sup>®</sup>.

©2003 by Crown Audio, Inc., P.O. Box 1000, Elkhart, IN 46515-1000 U.S.A. Telephone: 574-294-6000. Fax: 574-294-6200. Trademark: Notice: Smoothing, P.F.P. and Grounded Bridge are trademarks and Amcra, Crown, Macro-Tech, IOC, ODEP, IO System, and P.I.P. are registered trademarks of Crown International, Inc. Other trademarks are the property of their respective owners.



Approved for  
THX Theatre  
Systems

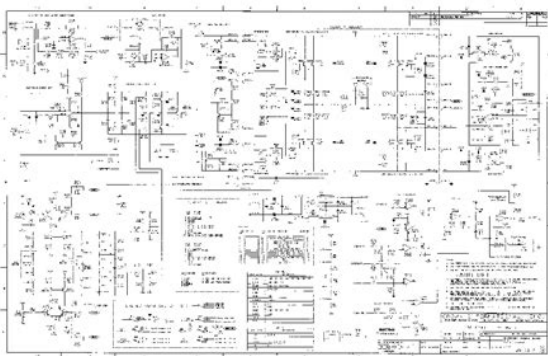
A Harman International Company

130262-1A  
5/03

The Meridian amps sounded smoother, softer—definitely sweeter. This amp gives the big boys— eg, Krell, Threshold, Jeff Rowland Design Group, Mark Levinson—a run for their money. It does this, in part, by dispensing with pricey cosmetics. I highly recommend this amp—especially if you need gobs and gobs of coolrunning power to drive ridiculous speakers and dont want to pay for it!— Sam Tellig If the Krell is less fast, its also less threadbare than the Crown. In fact, the Krell is not threadbare at all. All of which is to say that the Krell is perhaps less likely to induce listener fatigue. As some reviewers like to say, the Krell is a convincing design. And I hasten to remind you that, so far as I know, no amp excels at everything. Also, the Krell KSA150 was a honey of a combination with the tubed Modulus 3—a statement which Im sure will give Krells Dan DAgostino fits. But theres something to be said for pairing a great tubed preamp with a great solidstate amp. When the combo clicks, you get a combination of sweetness and solidity. Something went wrong. View cart for details. All Rights Reserved. User Agreement, Privacy, Cookies and AdChoice Norton Secured powered by Verisign. Please use the form below to log in, or click the signup tab to create a new account. Please let us know if you have any questions or comment on how we run HifiManuals. The Macro Reference was first manufactured in 1991. The owners manual is used as an reference guide, instruction manual and instruction book. The service manual functions as a repair guide for troubleshooting and sometimes contains tips for refurbishing and modifications. This data is collected and thus shared with Google. Got it. Trade offers are carefully considered. Contact us to find out how easy it can be to get a quick, fair, cash price for your gently used gear. Click here to get a quote for your gear now. Logistics is our specialty. Offered today by The Music Room One Crown Macro Reference Amplifier.

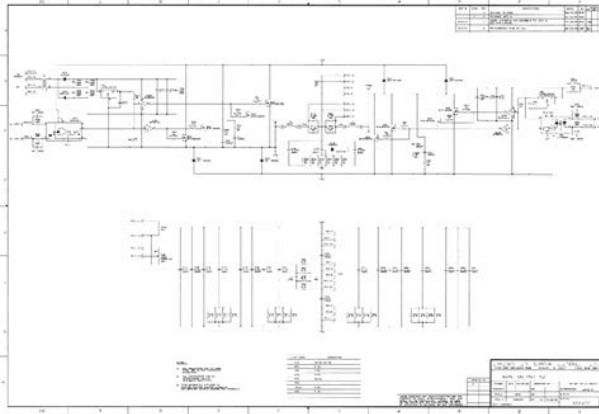
This product has passed all of our rigorous quality assurance testing and is performing wonderfully. Sound quality and performance are outstanding. Every item we offer for sale undergoes a thorough listening session and review of all functions. Buy with confidence. Included with this sale Amplifier only as shown. For all other locations including Hawaii, Puerto Rico and Alaska, please request a quote prior to purchase. Items with factory packaging will be double boxed. There is some thinning of paint around the outside edges of the case and some fine scratches on the handles and a few scuffs on the sides of the case. Please view all of our highresolution photos for full details of the cosmetic condition as well as exactly what is included. If something is not clear, please inquire with us prior to purchase. Erie, CO 80516 An email will be sent to the address below containing a link to

verify your email address. Over a decade ago. Power output 760Wpc into 8 ohms 28.8dBW, 1160Wpc into 4 ohms 27.6dBW, 1500Wpc into 2 ohms 25.75dBW, all at 120dB Aweighted below rated output at 26dB gain. Assuming the transformer was working I could salvage a whole bunch of stuff from this amp. Popped panels open and had a look inside. Quality components used throughout including a very big, high quality and heavy 17kg Plitron 1.36kva transformer. I remember asking Ando what was wrong with it and he said for sure from memory one channel was borked and no success from the few people who have attempted to repair it more on that later and one channel output transformer gone Id assume Ando meant output transistor, OPTs are only used in valve amps or phono stages or special dacs coupled with OPTs. But a tear down and cleanup and maybe some spray paint will fix this problem. So I powered up the amp and ay presto, circuit relay, lights and everything engages. The fan doesnt work but its an easy replacement fix Ive heaps from my computer technician days.



Anyway enough rabbling from me and here are some innards. These parts are not 100% direct equivalents compared to the good channel so they as well changed the good channel with the same matched sets and tested it. You can see the technician who did the job wrote some numbers on top with a 94 which means correlating the service sticker on the back of the amp it was serviced in 94 and the number starting with 8 probably meant the job number. They didnt even bother cleaning up the thermal paste. And all dual pairs on this channel has to be matched within a certain tolerance have not looked but I have the service manual and schematic with me I had a call today from an owner of an amp that MUST have carefully matched components fitted. He couldnt be bothered taking it to the authorised people for service a couple of years ago. The repair lasted a couple of weeks and it has been in storage ever since. I dont understand why some techs ignore the manufacturers instructions when repairing equipment. That amp has covered a lot of miles since then and anyone couldve butchered it in that time. That amp has covered a lot of miles since then and anyone couldve butchered it in that time. Two PA amps, 1 broadcast amp and a vintage McLaren power amp with matching preamp, the tech subbed a TO3 transistor with a TO220 class nonequivalent. The specs didnt even match to begin with. Far, far better than earlier Crowns and a good deal better than some seriously expensive high end amps of the time. Even today, the Macro Reference will surprise with its excellent sonics. The first 2SC4029 doesnt have the Japan label so possibly fake. These are driver transistors I was correct. Looking closely the green Toshiba in there is correct and the O grading it correct as well, Toshiba used green silicon packaging on the older semi conductor stuff before they moved to the black packaging. They are MJ15003 and 15004s.

<https://connylahnstein.com/images/compaq-presario-2100-manuale.pdf>



Not sure how Im going to clean the rust rain spots on the panels, any idea on a cleaner. I usually use warm to hot soapy water and let it soak for crud to break down before I blast it with some aftermarket cleaner spray. Most things that have scratched or damaged panels Ive either got new ones made or powder coated. Never had much luck with spray paint, always scuffs up or starts showing bubbles on the coats after the first base coat. This amp was serviced again after 2005. There could other problems that keeps blowing stuff on the bad channel. Some trivial some not so much. It has been in storage inside for about 6 years. Where I live all everything rusts given a bit of humidity and time. In 1994 they did add the RCA sockets to the PIP board which didnt require any work inside the amplifier. It had a 90 day warranty on the work. I took it to the same authorised repairer. After an extended period he gave the amp back to me saying he couldnt fix it. The amp was in the state you now see it. I suspect any butchered fix job is his. The lesson for me from all this is that if you have found someone like it seems many have with ZB you can trust to do a good job and charge you fairly for it then you should give them all your business and count yourself lucky. Some trivial some not so much. It has been in storage inside for about 6 years. I suspect any butchered fix job is his. The lesson for me from all this is that if you have found someone like it seems many have with ZB you can trust to do a good job and charge you fairly for it then you should give them all your business and count yourself lucky. Humidity does that too as Ive had it with some of the Japanese stuff from far east that Ive had shipped here. Definitely matches up. If PAE didnt touch anything inside and only added RCAs then its odd why there is what looks like a job number and 94 Same year serviced by PAE written on the bad channel heatsink. The mystery unfolds.

<http://connect-log.com/images/compaq-presario-1920-manual.pdf>



If the same repair failed the first time then something else must be wrong or the driver stage transistors RE the blown Toshiba posted above. Ive read few other negative experiences from others that have purchased amps and sent amps to them while ago for repairs and the repairs was very dodgy and badly done to say the least. To be fair to the Melbourne repairer he had a look at it and said it wasnt something he could do. No charge. This seems like ethical behaviour to me. Much better than saying he could fix it and then making a mess of it. Starting with 10 pairs of date code matched 2sc4029 and 2sa1553. 8 is needed in total, 4 per channel. With some spares if amp startings blowing silicone. If problems lies in the output stage one channel of output stage transistors is close to almost 100 bucks, genuine On Semi stuff from the States. The cheap ones on ebay are 80% knockoffs. I have 10,000 of the suckers 1N4007 cluttering up the place. Paste as plain text instead Display as a link instead Clear editor Upload or insert images from URL. Our publication is supported by its audience. By clicking links on our site, we may earn affiliate commission, but our editorial remains entirely independent and unbiased. Australian Business Number 79 662 719 408. Learn more opens in a new window or tab This amount is subject to change until you make payment. For additional information, see the Global Shipping Programme terms and conditions opens in a new window or tab This amount is subject to change until you make payment. If you reside in an EU member state besides UK, import VAT on this purchase is not recoverable. For additional information, see the Global Shipping Programme terms and conditions opens in a new window or tab Learn More opens in a new window or tab Learn More opens in a new window or tab Learn More opens in a new window or tab Learn More opens in a new window or tab Learn More opens in a new window or tab See the sellers listing for full details.

Contact the seller opens in a new window or tab and request post to your location. Please enter a valid postcode. Please enter a number less than or equal to 45. Sellers may be required to accept returns for items that are not as described. Learn more about your rights as a buyer. opens in a new window or tab Youre covered by the eBay Money Back Guarantee if you receive an item that is not as described in the listing. All Rights Reserved. Other trademarks are the property of their

respective owners. Approved for THX Theatre Systems Next Congratulations on your purchase of the renowned Here are some. Connectors MacroTech amplifiers are designed for standard When mounting the amplifier in. This section describes the most common ways to in In. Bridge Mono mode is intended for driving loads with a not defeated in. Parallel Mono mode is intended for driving loads with a passed in this mode,. Both the balanced XLR and phone jack inputs have a This is very important. MacroTech amplifiers generate enormous power. If There are basically two approaches. MacroTech amplifiers are protected from internal and The unit resumes. MacroTech amplifiers provide extensive protection. Reference Manual Page 25. The balanced gain stage U104C and U104D causes Thermal sensor S100 gives the ODEP circuits. The following applies to units in Stereo mode with 8ohm loads and Bridge Mono mode. In an effort to provide you with as much. Maximum Power Specifications. Crown's maximum power specifications represent the largest amount of output power you can. This section provides detailed information about the Here. One advantage of MacroTech amplifiers is the ability Every MacroTech amplifier has a builtin high velocity This unit has very sophisticated circuitry which should Your repaired unit will be returned. Page 42 Crown Factory Service Information. To purchase MacroTech 1200 spares or accessories, please contact the company via their website or visit an authorised retailer. ComTech Power Amplifiers.

<http://leap-egypt.com/wp-content/plugins/formcraft/file-upload/server/content/files/16287e442bba95--callable-library-reference-manual.pdf>

Reference Manual. Important Safety Instructions. 1 Read these instructions. 2 Keep these instructions. 3 Heed all warnings. Technical manual. The PSA 30V modular power supply and amplifier is designed to supply power to the Mark and VPA series active antennas as well as requirements of worldwide marine use. See overleaf for further details of specific applications. Power supply and Amplifier PSA 350 serie. Technical manual. The information furnished in this manual does not include all of the details of design, production, or variations. MacroTech amplifiers are designed to provide. The PULSE series of amplifiers are high performance professional power amplifiers capable of PULSE amplifiers have impeccable technical. Sample indemnity language, Charcoal for cleansing instruction, Kohler engine bulletin 236, Example of words of sorrow, Laserjet 4700 manual. Reload to refresh your session. Reload to refresh your session. To start viewing messages, I have a fine tech beating his way through a trial and error process trying to create a new transformer to power the front panel backlighting and I would sure like to help find some specs for him to work from. Thanks folks Mark nb The Crown service manuals apparently dont provide much info on this particular component No, I am not trying to be snarky at all, honestly, Im just not getting the plan. Given the long history between Crwon and JBL, I was hoping someone here had experience restoring these amps. Cheers Mark Here is unit Mark That should look familiar. Ruediger As you stated, EL folks sell transformers with their product and we managed to replace all the ghastly green films and it looks as it should. Now have a bad CH 2 that needs to be sorted the long weird journey continues. Thank you for your time and input. Cheers Mark Extra Tabs by v Bulletin Hispano. The modules install easily. The compressors have ad justable attack and release times, and can be set to track each other.

<BAIGIANGTOANHOC.COM/upload/files/canon-powershot-a580-service-manual.pdf>

The compressors activate when a signal would otherwise clip the input, an The subsonic filters have corner frequencies of 24, 28, 32 and 36 Hz. Screw terminal plugs are provided for input. Its compressor is driven by the amplifier's builtin It can deliver up to 13 dB of additional headroom without being noticeable. These features In addition, it Biamping and triamping. Limited production run. MA3600VZ, and MA5002VZ celebrate Crown's history of ingenuity and craftsmanship ANAHEIM. Knobs, buttons, etc. The product will also be accompanied by a special brochure chronicling the history of the product from its initial concept through today as well as a specification

sheet detailing the actual benchmarked performance of that very amplifier, signed and numbered by Crown Senior VP of Research Gerald Stanley, whose patented technologies and innovative design philosophies ultimately made the MacroTech Series a global success. Over its 20plus years. In fact, between MacroTech and its smaller sibling, MicroTech, we've shipped nearly 275,000 units worldwide, which translates to approximately 54 million watts into 4 ohms or 65 million watts into 2 ohms, so there can be no doubt that this is a highly significant product in terms of pro audio's history. With the new MacroTech Anniversary Edition versions, we are giving a select few the chance to own a unique piece of that history for themselves. 1f3eb5.RcmdIdViewItemDescV4,RlogIdp4%60bo7%60jtb9%3Fuk All merchandise has been tested. Any issues found are noted clearly in the description above. Shipping All items will be shipped within one business day of cleared payment. Returns Returns will be accepted no questions asked within two weeks of the buyers receipt of the item.Do Not Bid on this unit if you dont know what you are bidding on we are not responsible for bidding errors You will see that I do everything in my power to insure complete satisfaction. If you have any problem on a sale. Please contact me and we will resolve it.

International Shipping Available. For more info You can call me at 917 371 5826. Please check out my other auctions. This fan at Crown is a lot more but you can have it here for ab out half of the cost.For further information please call me at 646 460 6820.All fans are brand new and never been used. Missing the rack handles that originally came with unit. Also missing the rack ear cover from one side. Please see picture. Does not have manual or any original packaging. Has been tested and passes a signal. Power cord end has been replaced with a 15amp plug. Load Impedance Safe with all types of loads. Rated for 2 to 16 ohms in Stereo. 4 to 16 ohms in BridgeMono and 1 to 4 ohms in ParallelMono mode. All draw 100 watts or less at idle. Current, voltage and frequency requirements are provided on the units back panel. Performance Frequency Response 0.1 dB from 20 Hz to 20 kHz at 1 watt. Phase Response 10 degrees from 10 Hz to 20 kHz at 1 watt. SignaltoNoise Ratio. Aweighted Better.Total Harmonic DistortionTHD at full bandwidth power Less than 0.05% from 20 Hz to 1 kHz increasing linearly to 0.1% at 20 kHz. Intermodulation DistortionIMD 60 Hz and 7 kHz at 41 Less than 0.05% from 163 milliwatts to full bandwidth power. Damping Factor Greater than 1.000 from 10 Hz to 400 Hz. Controls Enable A front panel push button used to turn the amplifier on and off. Level A front panel rotary control for each channel with 31 detents used to control the output level. BridgeMono or ParallelMono mode. Sensitivity A threeposition switch inside the PIP compartment used to select the input sensitivity for both channels 0.775 volts or 1.4 volts for standard 1kHz power. Or a 26 dB voltage gain. Reset A back panel push button for each channel used to reset the circuit breaker that protects each power supply.

Input Ground Lift This switch on the PIP2FXQ is used This auction is for 2 1200 power amps, with 1ferman PL Plus power conditioner, in flight case, plug and play, ready to go, all work well with no problems, U.S. BIDDERS ONLY, pick up or buyer responsible for shipping, I will help load, I will be posting other PA items soon so please look at my other auctions, thanks for looking! SignaltoNoise Ratio Aweighted Better than 105 dB below rated full bandwidth power. 20 Hz to 20 kHz Better than 100 dB below rated full bandwidth power. Total Harmonic DistortionTHD at fullbandwidth power Less than 0.05% from 20 Hz to 1 kHz increasing linearly to 0.1% at 20 kHz. Intermodulation DistortionIMD 60 Hz and 7 kHz at 41 Less than 0.05% from. more 163 milliwatts to full bandwidth power. Greater than 13 volts per microsecond.Has a small scratch on the facein the picture and scuff marks around the rack ears. Thank you for looking. Shipping to the lower 48 US states Please email me with any questions.Undistorted power in a rugged lowprofile package— making them the choice for pro sound reinforcement. And with their PIP expandability, MacroTech amplifiers can be easily customized with one of our many optional input modules. All functions were thoroughly tested without issues. Amps are completely functional and show in good cosmetic condition. The results are lower.Specific item specs can be seen in the photos. We provide prompt shipping and excellent customer service. Please contact us if you have any questions regarding this auction. Payment

PayPal only. Shipping We offer standard shipping to the continental US only. No P.O. Boxes or International unless you contact us first for a shipping quote. Items will ship within three business days after payment to confirmed addresses only. Items will only ship on business days. Monday through Friday, We offer local pickup for all items.. more Please contact us ahead of time. Terms We reserve the right to end auctions early or cancel bids.

All items must be paid for within 4 days or we will open an unpaid item case unless you contact us. Items will be shipped through UPS or USPS depending on the size and weight. We combine shipping for multiple auctions purchased. Please contact us before paying so we can send you an invoice with the correct shipping amount for multiple items. If you are not satisfied with your purchase for whatever reason. Please contact us first. Customer service is our top priority and we will gladly work with you to reach a resolution. If you have any questions about this auction please contact us. 31G22 Powered by The free listing tool.It has some wear and could use a good cleaning. Specific item specs can be seen in the photos. Items will only ship on business days.. more Monday through Friday, We offer local pickup for all items. Please contact us ahead of time. If you have any questions about this auction please contact us. 34G32 Powered by The free listing tool.No harm intended. its just a way of expressing how powerful these AMPLIFIERS are. Thanks for looking. Gerard Description Crown MA24x6. Balanced female XLR connector for each channel on the standard PIP module. Output Connectors A pair of colorcoded binding posts for each channel. This unit comes with an AMCB P.I.P. card. And the power cord is 3ft. Rated voltage 120v. 60Hz Item Dimensions Length 4in. Width 18in. Height 19in. Weight 45lbs. Shipping. more Dimensions Length 24in. Width 24in. Height 12in. Weight 50lbs. Shipping Buyer to pay shipping charges as quoted by eBay and published in this listing. This additional amount is reflected in the shipping price quoted by eBay and published on this listing. UPS will also compare the packages actual weight to the dimensional weight. The greater of the two is the billable weight and should be used to calculate the rate. See more details by. Our shipments are Insured for full value at no additional cost to you. Please Note Item has been used in an audiovisual staging business.

Item may be engraved and have a logo on the exterior. Unless otherwise stated in the item description. Please see our About Me page for details on Powered by Here is a Crown MacroTech 3600VZ power amplifier in used but good condition. Shows signs of normal use but works fine. Heres the power these will put out Stereo mode with both channels driven 1800 watts into 2 ohms. 1565 watts into 4 ohms. 1120 watts into 8 ohms. BridgeMono mode 3505 watts into 4 ohms. 3140 watts into 8 ohms. ParallelMono mode 3555 watts into 1 ohm. 3190 watts into 2 ohms. Load Impedance Rated for 16, 8, 4, and 2 ohm use only. Safe with all types of loads, even reactive ones. As you can see. These amps are powerhouses and Crown is the industry standard. Please see the photos. Thanks for looking! See our full terms and conditions below. Everything in the photos and description.Product stands used in photo displays are NOT included. Please ask any questions you have about this product PRIOR TO the end of the auction. AUCTION BROUGHT TO YOU BY By bidding on this item. You agree to the following terms Payment must be received within 4 BUSINESS DAYS after close of auction. DOMESTIC PAYMENTS For domestic orders we accept PayPal. We accept cash or credit cards for instore payments. We accept Discover. MasterCard and Visa ONLY. Sales tax is applicable to Illinois residents only. INTERNATIONAL PAYMENTS International ordering is not offered on this item. ALL shipping costs are nonnegotiable. Insurance is INCLUDED in the handling costs for ALL packages. Regardless of carrier. We will only ship to the PayPalREGISTERED address included with the PayPal payment. We ship Monday through Friday only. Items with payment received on Friday through Sunday will not ship until the following Monday.

PLEASE NOTE we do not necessarily offer both UPS and USPS services for every auction check the shipping and handling tab provided by eBay for d International buyers please send your shipping

address for a direct shipping quote. This listing is for a used Crown MT36x12 ContractorGrade. Audio Power Amp. SN 354759. Per the manufacturers manual, 36x12 provide a practical solution to biamplified system applications such as stage monitors. Each amp combines a high and mediumpower module in a single, lowprofile unit. The amp was working when we removed it last month. Manufacturers data sheets The Crown MacroTech Series is the defining standard for amplifier design today. No compromises. No gimmicks. Just brilliant engineering backed by superior manufacturing, support and an unsurpassed commitment to quality. Like all Crown amps, the defining characteristic of the MacroTech Series is sonic accuracy. A tight, rocksolid low end, with smooth,.In short, the most accurate reproduction of an audio signal you've ever heard. And because we put the quality of sound above all else, a Crown is the most coveted amplifier in the business. When it comes to manufacturing amps. Our work is based on one simple fact there are no shortcuts to quality. And our MacroTechs have proven it time and time again in some of the most demanding applications in the world. Developing innovative products that meet your specific needs is what were about. Our MacroTech 36x12 provides a practical solution to biamplified system applications such as stage monitors. Each amp combines a high and mediumpower module in a single. Lowprofile unit. Specifications Note Specifications relate to 120volt. 60Hz units in Stereo mode with 8ohm loads and an input sensitivity of 26dB gain at 1 kHz rated power unless otherwise specified. Specifications for units supplied outside the U.S.A. may vary slightly at different AC voltages and frequencies.